

























## Aktiv og passiv forsørgelse 2022

Kilde:Kontanthjælpsrapport	Jan	Feb	Mar	Apr	Maj	Jun	Jul	Aug	Sep	Okt	Nov	Dec		Gennemsnit
561.002 - Integrationsydelse til udlændinge *	18	23	27	49	113	146	162	112	114					85
561.003 - Integrationsydelse til andre	56	61	66	61	69	73	70	68	71					66
	74	84	93	110	182	219	232	180	185	0	0	0		85
573.007 - Kontanthjælp	219	238	238	233	234	231	224	216	216					228
573.008 - Uddannelseshjælp	244	271	255	234	235	241	227	227	228					240
	463	509	493	467	469	472	451	443	444	0	0	0		468
580.014 - Revalideringsydelse	29	23	26	25	26	24	14	14	15					22
	29	23	26	25	26	24	14	14	15	0	0	0		22
581.111 - Fleksløntilskud 65% refusion	289	289	299	297	292	294	288	294	295					293
581.116 - Fleksløntilskud ref. trappemodell	740	751	743	750	760	765	776	779	804					763
	1029	1040	1042	1047	1052	1059	1064	1073	1099	0	0	0		1056
582.103 - Ressourceforløb	199	199	198	190	187	186	172	167	166					185
582.104 - Ressourceforløb under jobafklaring	365	382	373	348	366	339	348	359	365					361
	564	581	571	538	553	525	520	526	531	0	0	0		545
583.001 - Ledighedsydelse	158	168	179	181	187	191	209	187	176					182
	158	168	179	181	187	191	209	187	176	0	0	0		182
<b>Personer i alt</b>	<b>2317</b>	<b>2405</b>	<b>2404</b>	<b>2368</b>	<b>2469</b>	<b>2490</b>	<b>2490</b>	<b>2423</b>	<b>2450</b>	<b>0</b>	<b>0</b>	<b>0</b>		<b>2358</b>

\* Ydelsen omfattet af integrationsprogrammet

Kilde: FASIT, KY og Opus	Jan	Feb	Mar	Apr	Maj	Jun	Jul	Aug	Sep	Okt	Nov	Dec		Gennemsnit
Fleksjob borgere <small>Fasit</small>	1299	1297	1295	1285	1293	1301	1313	1317	1327					1303
Skånejob <small>Fasit</small>	49	48	51	49	61	62	62	63	66					57
Seniorjob <small>Opus</small>	3	4	5	5	6	6	6	6	4					5
Nye på førtidspension	9	16	18	7	21	24	20	13	19					16
Nye på seniorpension	16	16	6	6	10	11	0	8	12					9

Beløb i kr.

Kilde:Kontanthjælpsrapport	Jan	Feb	Mar	Apr	Maj	Jun	Jul	Aug	Sep	Okt	Nov	Dec	Gennemsnit
561.002 - Integrationsydelse til udlændinge *	141.151	209.858	240.277	531.365	1.309.505	1.375.394	1.493.418	805.806	799.170				767.327
561.003 - Integrationsydelse til andre	445.895	464.670	574.390	439.114	494.544	521.097	469.537	435.573	494.991				482.201
	587.046	674.528	814.667	970.480	1.804.050	1.896.491	1.962.955	1.241.378	1.294.161	0	0	0	1.249.528
573.007 - Kontanthjælp	2.813.998	3.100.788	3.178.881	3.031.596	3.104.317	2.962.009	2.745.828	2.855.683	2.729.986				2.947.009
573.008 - Uddannelseshjælp	1.965.530	2.160.011	2.052.667	2.052.668	2.052.669	2.052.670	2.052.671	2.052.672	2.052.673				2.054.914
	4.779.528	5.260.798	5.231.548	4.950.409	4.936.468	4.875.156	4.604.556	4.650.308	4.531.359	0	0	0	5.001.924
580.014 - Revalideringsydelse	535.293	403.791	450.941	460.894	398.430	428.790	250.099	248.943	231.985				378.796
	535.293	403.791	450.941	460.894	398.430	428.790	250.099	248.943	231.985	0	0	0	378.796
581.111 - Fleksløntilskud 65% refusion	4.543.509	4.781.179	5.069.091	4.826.484	4.713.413	4.889.878	4.653.390	4.759.196	4.868.730				4.789.430
581.116 - Fleksløntilskud ref. trappemodel	11.883.079	12.594.657	12.390.721	12.555.946	12.359.233	12.526.560	12.613.390	12.737.305	13.306.560				12.551.939
	16.426.588	17.375.837	17.459.812	17.382.430	17.072.645	17.416.438	17.266.780	17.496.501	18.175.290	0	0	0	17.341.369
582.103 - Ressourceforløb	2.665.911	2.639.319	2.667.342	2.544.180	2.528.092	2.455.674	2.299.388	2.259.031	2.205.803				2.473.860
582.104 - Ressourceforløb under jobafklaring	4.591.990	4.884.338	4.633.477	4.420.322	4.755.177	4.181.144	4.192.719	4.555.638	4.551.530				4.529.593
	7.257.902	7.523.657	7.300.819	6.964.502	7.283.269	6.636.818	6.492.107	6.814.669	6.757.332	0	0	0	7.003.453
583.001 - Ledighedsydelse	2.481.985	2.617.401	2.715.126	2.727.017	2.820.301	2.966.973	2.849.535	2.786.600	2.607.005				2.730.216
	2.481.985	2.617.401	2.715.126	2.727.017	2.820.301	2.966.973	2.849.535	2.786.600	2.607.005	0	0	0	2.730.216
<b>Beløb i alt</b>	<b>32.068.341</b>	<b>33.856.012</b>	<b>33.972.914</b>	<b>33.455.732</b>	<b>34.315.163</b>	<b>34.220.667</b>	<b>33.426.031</b>	<b>33.238.400</b>	<b>33.597.133</b>	<b>0</b>	<b>0</b>	<b>0</b>	<b>33.705.286</b>

\* Ydelsen omfattet af integrationsprogrammet